


1.4 EPIC® H - B E

Einsätze / Inserts / Inserts

Die Einsatzmöglichkeit bei höheren Spannungen und Stromstärken sowie eine hohe Zuverlässigkeit zeichnet die bewährte EPIC® H-BE Serie in 6 – 48-poliger Ausführung aus. Die Verdrahtung der Einsätze erfolgt mit einem Schraubanschluss, Crimpanschluss oder Käfigzugfederanschluss.

The characteristic qualities of the proven EPIC® H-BE series in 6 - 48 contacts version are their suitability for applications with high voltages and current as well as their high reliability and safety. The inserts are wired by means of a screw, crimp or cage clamp termination.

Les caractéristiques reconnues de la série EPIC® H-BE de 6 à 48 contacts sont l'utilisation pour des tensions et courants élevées avec une fiabilité et une sécurité accrue. Le câblage des connecteurs existe en raccord à visser, raccords à sertis ou lame de pression.



1.4 EPIC® H - B E

Einsätze / Inserts / Inserts

Technische Daten:

- Kontaktzahlen: 6, 10, 16, 24, 32, 48 (+ PE)

Schraubanschluss / Crimpanschluss:

- Bemessungsspannung: VDE: 500 V EPIC® H-BE 6-48
UL: 600 V EPIC® H-BE 6-48
CSA: 600 V EPIC® H-BE 6-48
- Bemessungsstrom: VDE: 16 A EPIC® H-BE 6-48
UL: 16 A EPIC® H-BE 6-48
CSA: 16 A EPIC® H-BE 6-48

Käfigzugfederanschluss:

- Bemessungsspannung: VDE: 500 V EPIC® H-BE 6-48
UL: 600 V EPIC® H-BE 6-48
CSA: 600 V EPIC® H-BE 6-48
- Bemessungsstrom: VDE: 16 A EPIC® H-BE 6-48
UL: 16 A EPIC® H-BE 6-48
CSA: 16 A EPIC® H-BE 6-48
- Verschmutzungsgrad: 3
- Bemessungsstoßspannung: 6kV

Anschluss technik:

- Schraubanschluss: 0,5-2,5 mm²
- Crimpanschluss: 0,5-4 mm²
- Käfigzugfederanschluss: 0,5-2,5 mm²
- Temperaturbereich: -40°C - 125°C

Kontakte:

- Schraubanschluss: Kupferlegierung - hartversilbert
- Crimpanschluss: Kupferlegierung –
hartversilbert/hartvergoldet
- Käfigzugfederanschluss: Kupferlegierung - hartversilbert
- Steckzyklen: 100 (je nach Anwendungsfall
höhere Steckzyklen möglich)

Durchgangswiderstand:

- Schraubanschluss: <2 mOhm
- Crimpanschluss: <2 mOhm
- Käfigzugfederanschluss: 1,5-4 m Ohm

Technical Data:

- Number of contacts: 6, 10, 16, 24, 32, 48 (+ PE)

Screw Termination/Crimp termination

- Rated voltage: VDE: 500 V EPIC® H-BE 6-48
UL: 600 V EPIC® H-BE 6-48
CSA: 600 V EPIC® H-BE 6-48
- Rated current: VDE: 16 A EPIC® H-BE 6-48
UL: 16 A EPIC® H-BE 6-48
CSA: 16 A EPIC® H-BE 6-48

Cage clamp:

- Rated voltage: VDE: 500 V EPIC® H-BE 6-48
UL: 600 V EPIC® H-BE 6-48
CSA: 600 V EPIC® H-BE 6-48
- Rated current: VDE: 16 A EPIC® H-BE 6-48
UL: 16 A EPIC® H-BE 6-48
CSA: 16 A EPIC® H-BE 6-48
- Pollution degree: 3
- Dimensioning transient: 6 kV

Termination technique:

- Screw termination: 0,5-2,5 mm²
- Crimp termination: 0,5-4,0 mm²
- Cage clamp termination: 0,5-2,5 mm²
- Temperature range: -40°C - 125°C

Contacts:

- Screw termination: Copper alloy, silver plated
- Crimp termination: Copper alloy, silver plated/
gold plated
- Cage Clamp termination: Copper alloy, silver plated
- Mating cycles: 100 (higher mating cycles
depends on the application)

Contact resistance:

- Screw termination: <2 mOhm
- Crimp termination: <2 mOhm
- Cage Clamp termination: 1,5 - 4 mOhm

Caractéristiques techniques:

Raccord à visser/Raccord à souder

- Nombre de contacts: 6, 10, 16, 24, 32, 48 (+ PE)
- Tension nominale: VDE: 500 V EPIC® H-BE 6-48
UL: 600 V EPIC® H-BE 6-48
CSA: 600 V EPIC® H-BE 6-48
- Courant nominale: VDE: 16 A EPIC® H-BE 6-48
UL: 16 A EPIC® H-BE 6-48
CSA: 16 A EPIC® H-BE 6-48

Raccord lame de pression

- Tension nominale: VDE: 500 V EPIC® H-BE 6-48
UL: 600 V EPIC® H-BE 6-48
CSA: 600 V EPIC® H-BE 6-48
- Courant nominale: VDE: 16 A EPIC® H-BE 6-48
UL: 16 A EPIC® H-BE 6-48
CSA: 16 A EPIC® H-BE 6-48
- Degré de pollution: 3
- Dimensionnement de choc: . . 6 kV

Raccordement:

- Raccord à visser: 0,5-2,5 mm²
- Raccord à sertir: 0,5-4 mm²
- Raccord lame de pression: . . 0,5-2,5 mm²
- Gamme de température: -40°C - 125°C

Contacts:

- Raccord à vis: Alliage cuivre, argenté
- Raccord à sertir: Alliage cuivre, argenté/doré
- Raccord lame de pression: . . Alliage cuivre, argenté
- Cycles d'insertion: 100 (selon le cas cycles
d'insertion plus important)

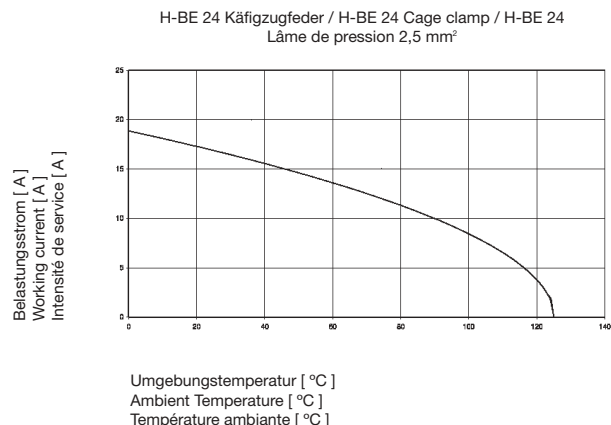
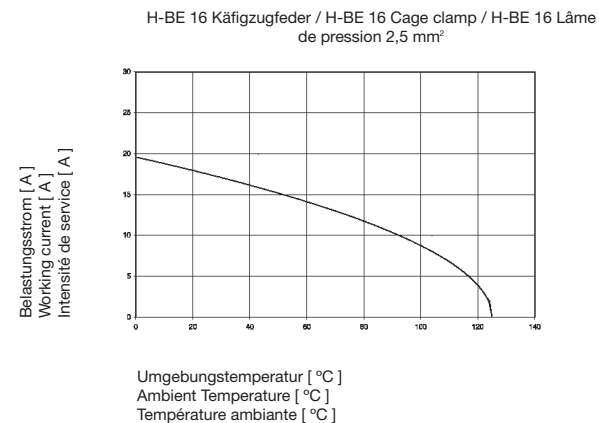
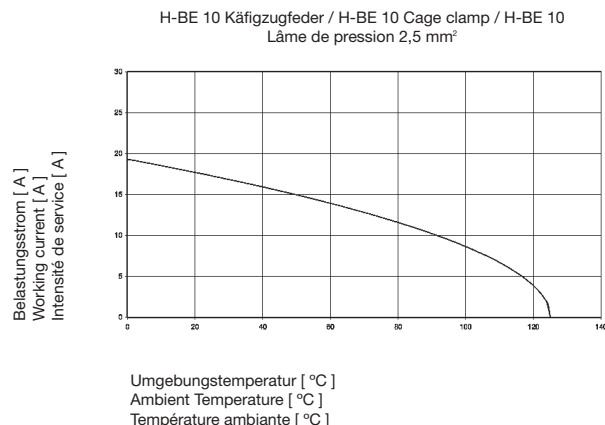
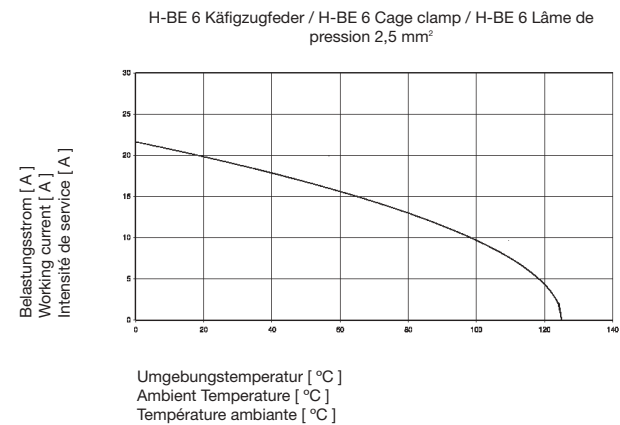
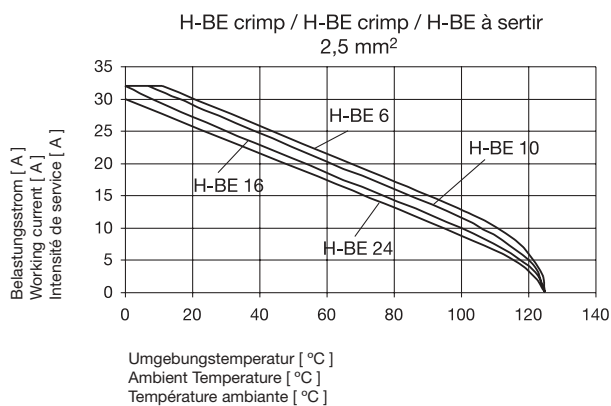
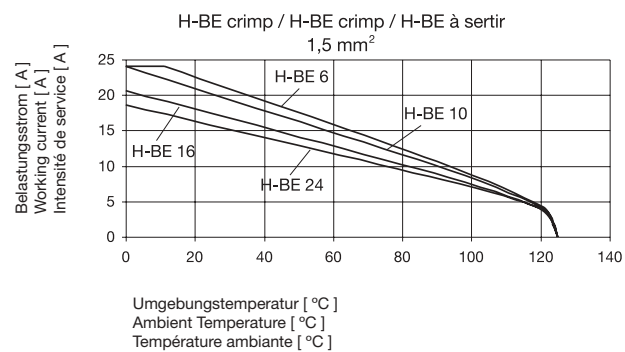
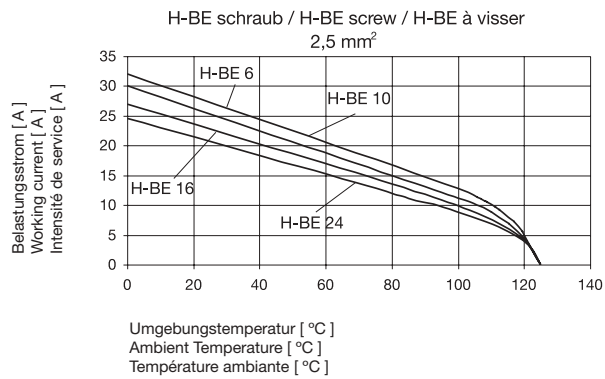
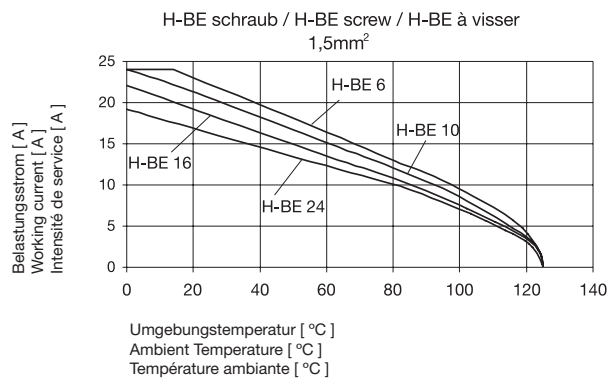
Résistance de passage:

- Raccord à visser: < 2 mOhm
- Raccord à sertir: < 2 mOhm
- Raccord lame de pression: . . 1,5 – 4 mOhm

1

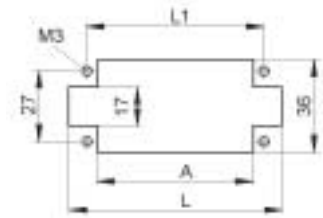
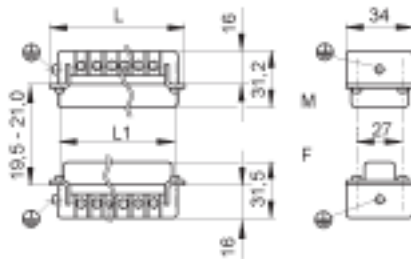
1.4 EPIC® H - B E

Einsätze / Inserts / Inserts



1.4 EPIC® H - B E

Einsätze / Inserts / Inserts



Montageausschnitt
Panel cut-out
Découpe de montage

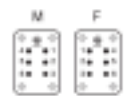
Schraubanschluss / Screw termination / Raccord à visser

H-BE 6

Artikel part article	Version version version	Art.Nr. part No. N° art.	Drahtschutz wire protection protection de fil	Kontakte contacts contacts	L	L1	A
H-BE 6 SS	Stift / male / mâle	10190000	●	6	51	44	39
H-BE 6 BS	Buchse / female / femelle	10191000	●	6	51	44	39
H-BE 6 SS	Stift / male / mâle	10190100		6	51	44	39
H-BE 6 BS	Buchse / female / femelle	10191100		6	51	44	39

Gehäuse / Housings / Boîtiers:
3.2: H-B 6

Ansicht anschlussseitig
View from cable side
Vue côté raccordement




H-BE 10

Artikel part article	Version version version	Art.Nr. part No. N° art.	Drahtschutz wire protection protection de fil	Kontakte contacts contacts	L	L1	A
H-BE 10 SS	Stift / male / mâle	10192000	●	10	64	57	52
H-BE 10 BS	Buchse / female / femelle	10193000	●	10	64	57	52
H-BE 10 SS	Stift / male / mâle	10192100		10	64	57	52
H-BE 10 BS	Buchse / female / femelle	10193100		10	64	57	52

Gehäuse / Housings / Boîtiers:
3.2: H-B 10

Ansicht anschlussseitig
View from cable side
Vue côté raccordement




H-BE 16

Artikel part article	Version version version	Art.Nr. part No. N° art.	Drahtschutz wire protection protection de fil	Kontakte contacts contacts	L	L1	A
H-BE 16 SS	Stift / male / mâle	10194000	●	16	84,5	77,5	71
H-BE 16 BS	Buchse / female / femelle	10195000	●	16	84,5	77,5	71
H-BE 16 SS	Stift / male / mâle	10194100		16	84,5	77,5	71
H-BE 16 BS	Buchse / female / femelle	10195100		16	84,5	77,5	71

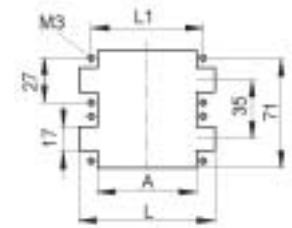
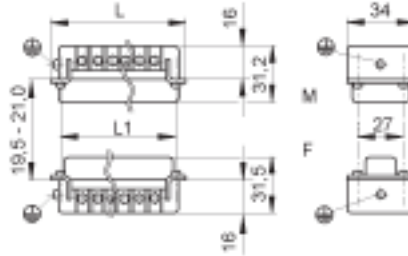
Gehäuse / Housings / Boîtiers:
3.2: H-B 16

Ansicht anschlussseitig
View from cable side
Vue côté raccordement



1.4 EPIC® H - B E

Einsätze / Inserts / Inserts



Montageausschnitt
Panel cut-out
Découpe de montage

Schraubanschluss / Screw termination / Raccord à visser

H-BE 24

Artikel part article	Version version version	Art.Nr. part No. N° art.	Drahtschutz wire protection protection de fil	Kontakte contacts contacts	L	L1	A
H-BE 24 SS	Stift / male / mâle	10196000	●	24	111	104	98
H-BE 24 BS	Buchse / female / femelle	10197000	●	24	111	104	98
H-BE 24 SS	Stift / male / mâle	10196100		24	111	104	98
H-BE 24 BS	Buchse / female / femelle	10197100		24	111	104	98

Gehäuse / Housings / Boîtiers: 3.2: H-B 24
Montageausschnitt siehe vorherige Seite / Panel cut out see previous page / Découpe de montage voir page précédente

Ansicht anschlussseitig
View from cable side
Vue côté raccordement




H-BE 32

Artikel part article	Version version version	Art.Nr. part No. N° art.	Drahtschutz wire protection protection de fil	Kontakte contacts contacts	L	L1	A
H-BE 16 SS 1-16	Stift / male / mâle	10194000	●	32	84,5	77,5	7
H-BE 16 SS 17-32		10202000	●		84,5	77,5	71
H-BE 16 BS 1-16	Buchse / female / femelle	10195000	●	32	84,5	77,5	71
H-BE 16 BS 17-32		10203000	●		84,5	77,5	71
H-BE 16 SS 1-16	Stift / male / mâle	10194100		32	84,5	77,5	71
H-BE 16 SS 17-32		10202100			84,5	77,5	71
H-BE 16 BS 1-16	Buchse / female / femelle	10195100		32	84,5	77,5	71
H-BE 16 BS 17-32		10203100			84,5	77,5	71

Gehäuse / Housings / Boîtiers:
3.2: H-B 32

Ansicht anschlussseitig
View from cable side
Vue côté raccordement



H-BE 48

Artikel part article	Version version version	Art.Nr. part No. N° art.	Drahtschutz wire protection protection de fil	Kontakte contacts contacts	L	L1	A
H-BE 24 SS 1-24	Stift / male / mâle	10196000	●	48	111	104	98
H-BE 24 SS 25-48		10204000	●		111	104	98
H-BE 24 BS 1-24	Buchse / female / femelle	10197000	●	48	111	104	98
H-BE 24 BS 25-48		10205000	●		111	104	98
H-BE 24 SS 1-24	Stift / male / mâle	10196100		48	111	104	98
H-BE 24 SS 25-48		10204100			111	104	98
H-BE 24 BS 1-24	Buchse / female / femelle	10197100		48	111	104	98
H-BE 24 BS 25-48		10205100			111	104	98

Gehäuse / Housings / Boîtiers:
3.2: H-B 48

Ansicht anschlussseitig
View from cable side
Vue côté raccordement

